



apparecchio di illuminazione a soffitto per interni. realizzato con due profili in ottone calandrato di sezione 10x3mm/0.4x0.1" che creano un binario elettrificato per alimentare le sorgenti elettroniche a luce diffusa, completo di diffusori diametro Ø60mm/0.2" in vetro sabbato e cristallo.

modelli:

royal chandelier 01 ellittico 1930x800mm/76x31.5", con sei cavi di sospensione in ottone naturale, luce diretta e luce indiretta 44x2,5W 10560lm,

royal chandelier 02 diametro Ø1750mm/68.9",

con sei cavi di sospensione in ottone naturale, luce diretta e luce indiretta 60x2,5W 14200lm,

royal chandelier 03 diametro Ø2200mm/86.6",

con quattro tige diametro Ø22mm/0.87"

1350mm/53.1", luce diretta 100W 9600lm.

cablato con sorgente elettronica 2700K Ra95.

alimentatore in tensione costante 24Vdc escluso, da

installare remoto.

accessori: rosoni incasso e soffitto in ottone naturale,

alimentatore 120-277V 50-60Hz,

kit di bloccacavi ad incasso per scomparsa totale.

finiture: ottone naturale per modelli royal chandelier 01

e royal chandelier 02, acciaio verniciato copper bronze

solo per modello royal chandelier 03.

dry rated ceiling light fitting for indoor use.

made of two calendered brass profiles having a 10x3/0.4x0.1" mm section that create an electrified track to power the diffused light led sources, complete with sanded glass and crystal diffusers having a diameter Ø60mm/0.2".

versions:

royal chandelier 01 elliptical version

930x800mm/76x31.5" equipped with six natural brass suspension cables with 44x2.5W 10560lm direct and indirect light,

royal chandelier 02 diameter Ø1750mm/68.9"

equipped with six natural brass suspension cables with 60x2.5W 14200lm direct and indirect light,

royal chandelier 03 diameter Ø2200mm/86.6" with

four diameter Ø22mm/0.87" 1350mm/53.1" rods and

100W 9600lm direct light.

wired with 2700K Ra95 led sources.

24Vdc constant voltage power supply not included, to

be installed remotely.

accessories: natural brass roses for recessed and ceiling

installation,

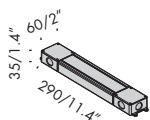
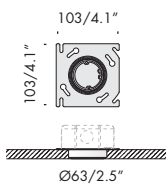
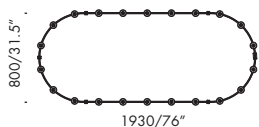
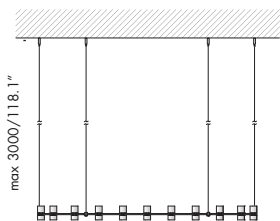
120-277V 50-60Hz power supply,

recessed fixing kit for cables to fully conceal.

finishes: natural brass for royal chandelier 01 and royal

chandelier 02, painted steel copper bronze

only for royal chandelier 03.



royal chandelier 01

24Vdc

dry

Vb8.575.31.u ottone naturale e vetro sabbato 2700K l.d. 22x2,5W 15kg
 natural brass and sanded glass l.i. 22x2,5W 33lb

I.d. (luce diretta - direct light)

Ra	R9	ies tm/30		sdc	Vf	lm	W	lm/W	
95	90	Rf 93	Rg 102	step 2	24,0	5280	55	96	A++
Vy010-22	les16	Ta25 °C		vita media · average life		50000 h	L80	B10	

I.i. (luce indiretta - indirect light)

Ra	R9	ies tm/30		sdc	Vf	lm	W	lm/W	
95	90	Rf 93	Rg 102	step 2	24,0	5280	55	96	A++
Vy010-22	les16	Ta25 °C		vita media · average life		50000 h	L80	B10	

copertura per outlet box. cover for outletbox

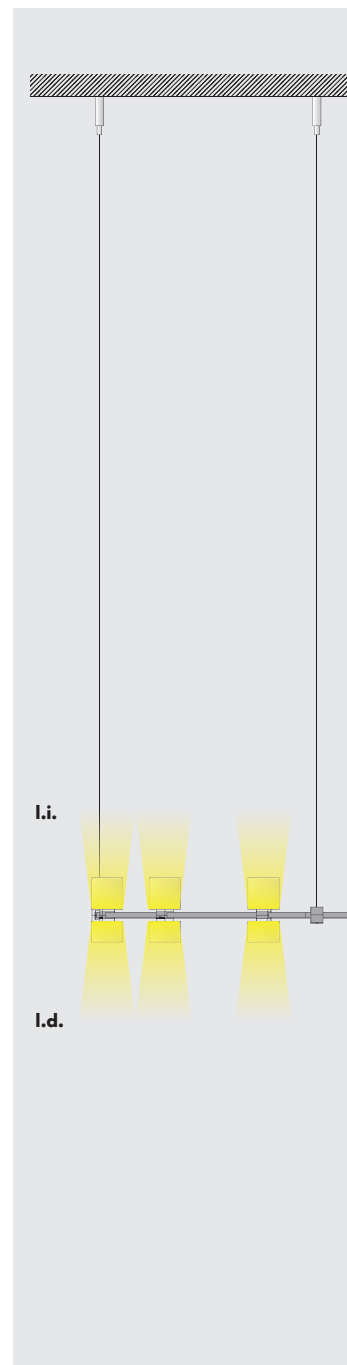
Vb9.000.01.u scomparsa totale cartongesso 0,3kg
 fully concealed plasterboard 0.7lb


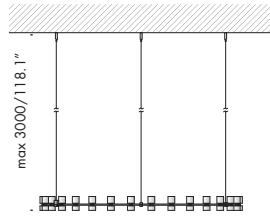
accessori. accessories.

a9.532.84 kit di fissaggio cavi incasso per scomparsa totale 0,5kg
 fixing kits for cable for recessed installing 1.1lb

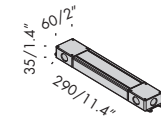
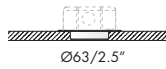
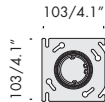
alimentatori. power supplies.

t4.630.u 120-277V 50-60Hz 24V dimm. 0-10V 96W 0,8kg
 damp 1.8lb





Ø1750/68.9"



royal chandelier 02

24Vdc



dry



Vb8.575.41.u ottone naturale e vetro sabbato 2700K l.d. 30x2,5W 12kg
natural brass and sandblasted glass l.i. 30x2,5W 26lb

I.d. (luce diretta - direct light)

Ra	R9	ies tm/30		sdc	Vf	lm	W	lm/W	
95	90	Rf 93	Rg 102	step 2	24,0	7200	75	96	A++
Vy010-30	les16	Ta25 °C		vita media · average life		50000 h	L80	B10	

I.i. (luce indiretta - indirect light)

Ra	R9	ies tm/30		sdc	Vf	lm	W	lm/W	
95	90	Rf 93	Rg 102	step 2	24,0	7200	75	96	A++
Vy010-30	les16	Ta25 °C		vita media · average life		50000 h	L80	B10	

copertura per outlet box. cover for outletbox



Vb9.000.01.u scomparsa totale cartongesso 0,3kg
fully concealed plasterboard 0.7lb

accessori. accessories.



a9.532.84 kit di fissaggio cavi incasso per scomparsa totale 0,5kg
fixing kits for cable for recessed installing 1.1lb

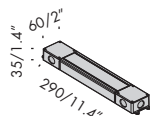
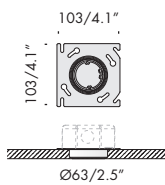
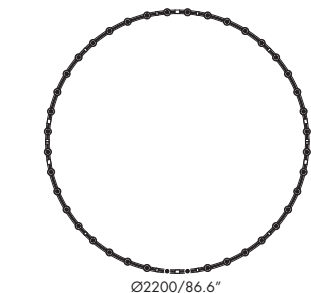

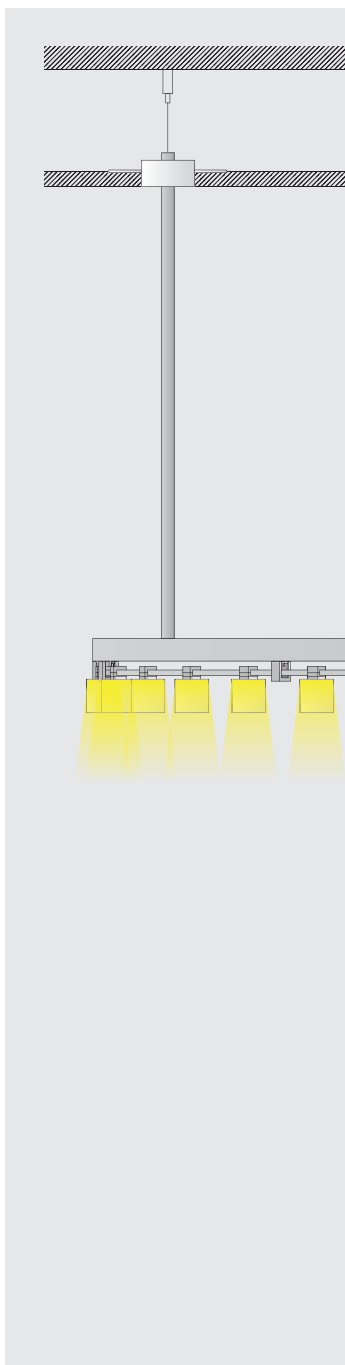
alimentatori. power supplies.

120-277V 50-60Hz

damp





t4.630.u 24V dimm. 0-10V 96W 0,8kg
1.8lb



royal chandelier 03 24Vdc  **dry**   

Vb8.575.21.u acciaio verniciato copper bronze 2700K 40x2,5W 28kg
 e vetro sabbato painted steel copper bronze 61lb
 and sandblasted glass

Ra	R9	ies tm/30		sdc	Vf	lm	W	lm/W	
95	90	Rf 93	Rg 102	step 2	24,0	9600	100	96	A++
V ₀ 10-40	les16 	Ta25 °C		vita media · average life	50000 h	L80	B10		

copertura per outlet box. cover for outletbox  

Vb9.000.01.u scomparsa totale cartongesso 0,3kg
 fully concealed plasterboard 0.7lb

accessori. accessories.  

a9.532.84 kit di fissaggio cavi incasso per scomparsa totale 0,5kg
 fixing kits for cable for recessed installing 1.1lb

alimentatori. power supplies. 120-277V 50-60Hz **damp**  

t4.630.u 24V dimm. 0-10V 96W 0,8kg
 1.8lb